



Percussive Tools

Percussive Tools	60
Flux Chippers / Light Hammers / Needle Scalers	62
Scaling Hammers / Sand Rammers	63
Accessories	64



Features

1 VALVE MECHANISM

Equipped with following valve mechanism, Fuji Percussion Tools have trouble-free long life.

A. PLATE VALVE

Plate valve consists of four parts of valve sheet, valve cover, valve case and valve. This simple mechanism and plate valve surface provide longer durability.

FR Series

A



B. SLEEVE VALVE

Hollow valve enables a light and compact body and longer stroke for its size.

FRH Series

B



C. PISTON VALVE

High blow frequency (60Hz to 90Hz) can be maintained as this piston functions as a valve providing high working efficiency.

FCH Series, FNS Series and FS Series

C



2 LOW AIR CONSUMPTION

Low air consumption 0.14-0.18 m³/min (due to the valve mechanism) enables Fuji Percussion Tools to be used with a smaller compressor.

FCH Series and FNS Series



3 QUICK CHANGE ATTACHMENTS FOR PERCUSSIVE TOOLS

Attachment, such as chisels and needles, can be quickly and easily changed.

FCH Series and FNS Series



4 MULTI-NEEDLES

Fuji Needle Scalers utilise multiple needles that do not contaminate the workpiece.

FNS Series



5 PLASTIC HANDLE COVER

The plastic handle cover reduces the effect of vibration and provides an insulated grip for the operator.

FNS-2P-1F



6 SCALING HEADS

Three models are available to suit different applications- single head, dual head and triple head.

FS Series



7 LOCKING HANDLE

The locking handle are designed to reduce the risk of accidental starting of the tools. The handle is automatically locked when the operator releases the handle.

Locking Lever Handle


FS, FR, FCH, FNS Series



8 TUNGSTEN CARBIDE TIPPED PISTON (OPTION)

4-point Tungsten Carbide Piston is available on request for heavy removal operations.

FS Series



9 LOW BLOW FREQUENCY

The built-in Sleeve Valve allows the operator to adjust the blow frequency by adjusting the throttle valve.


FRH Series



10 CHISEL RETAINER

- A. Holder Spring (Bee-Hive Retainer)
- B. Holder Spring (B) (Quick Change Retainer)


FRH Series, FC-01SA



11 CHISEL HOLDER

Fuji Chipping and Calking Hammers are supplied with a chisel retainer as standard. This reduces the risk of the chisel releasing during operation.

FC Series



Flux Chippers

Fuji offers 3 variants of Flux Chippers with different removal rates. They are ideal for various removal operations like light chipping, carving stone, scaling, removing paint, rust, weld flux and light fins from castings. FCH-25B offers a "blow" function which is ideal for blowing particles away from the work piece.



Model	Blows	Piston Diameter		Stroke		Overall Length		Weight		Air Consumption (At Load)		Air Inlet Thread Size	Air Hose Size		
		Hz	mm	in	mm	in	mm	in	kg	lb	m ³ /min	ft ³ /min	BSP or NPT	mm	in
FCH-20-1F	90	20	25/32		16	5/8	176	6 13/64	0.8	1.8	0.14	4.9	1/4	6.3	1/4
FCH-20F-1F	90	20	25/32		16	5/8	182	7 5/32	1.0	2.2	0.14	4.9	1/4	9.5	3/8
FCH-25-1F	60	25	1		20	25/32	204	8 1/32	1.5	3.3	0.18	6.4	1/4	9.5	3/8
FCH-25B-1F	60	25	1		20	25/32	239	9 13/32	1.7	3.7	0.18	6.4	1/4	8.0	5/16

Light Hammers

Fuji Light Hammers provide a controllable impact for rivetting to reduce the effect of work hardening of the rivet or damage to the surrounding metal. These tools are easily adapted to perform other operations, such as cutting, ripping, shearing, punching and gouging with suitable chisels fitted.



Model	Chisel Shank	Riveting Capacity (mm)		Blows	Piston Diameter		Stroke		Overall Length		Weight		Air Consumption (At Load)		Air Inlet Thread Size	Air Hose Size	
		Duralmin	Steel		Hz	mm	in	mm	in	mm	in	kg	lb	m ³ /min	ft ³ /min	BSP or NPT	mm
FRH-3-1	Hex	3.2	2.5	60	14.3	9/16	38.0	1 1/2	140	5 33/64	1.1	2.4	0.35	12.4	1/4	9.5	3/8
FRH-3-2	Round	3.2	2.5	60	14.3	9/16	38.0	1 1/2	140	5 33/64	1.1	2.4	0.35	12.4	1/4	9.5	3/8
FRH-6-1	Hex	6.4	5.0	30	12.7	1/2	100.0	4	206	8 7/64	1.4	3.0	0.35	12.4	1/4	9.5	3/8
FRH-6-2	Round	6.4	5.0	30	12.7	1/2	100.0	4	206	8 7/64	1.4	3.0	0.35	12.4	1/4	9.5	3/8
FRH-6A-1	Hex	6.4	5.0	50	20.0	25/32	44.5	1 3/4	193	7 19/32	1.5	3.3	0.40	14.1	1/4	9.5	3/8
FRH-6A-2	Round	6.4	5.0	50	20.0	25/32	44.5	1 3/4	193	7 19/32	1.5	3.3	0.40	14.1	1/4	9.5	3/8

Needle Scalers

Fuji Needle Scalers are useful for removing weld flux, sand from castings, scales from forgings, rust, paint, scales from ship hulls and finishing rough surfaces of rock or concrete. Fuji Needle Scalers feature a unique valve less design and work well on uneven or irregular surfaces.




Model	Throttle Type	Blows	Piston Diameter		Needle Length		No. and Dia of Needle		Needle Stroke		Overall Length		Weight		Air Consumption (At Load)		Air Inlet Thread Size	Air Hose Size	
			Hz	mm	in	mm	in	3mm	2mm	mm	in	mm	in	kg	lb	m ³ /min	ft ³ /min	BSP or NPT	mm
FNS-2-1F	Straight	133	25	1	180	7 3/32	19	37	7	9/32	325	12 51/64	1.9	4.1	0.18	6.4	1/4	9.5	3/8
FNS-2P-1F	Pistol	133	25	1	180	7 3/32	19	37	7	9/32	371	14 39/64	2.5	5.5	0.18	6.4	1/4	9.5	3/8

*Specify needle diameter (3mm or 2mm) when ordering.

Scaling Hammers

Fuji offers 1, 2 and 3-Head Scaling Hammers. These tools have proven to be very efficient in cleaning heavily oxidized surfaces which occur on ships' hulls, bridges and storage tanks.




FS-2A-1F

Model	Number of Cylinder	Blows	Piston Diameter		Stroke		Angle Height		Overall Length		Weight		Air Consumption (At Load)		Air Inlet Thread Size
		Hz	mm	in	mm	in	mm	in	mm	in	kg	lb	m ³ /min	ft ³ /min	BSP or NPT
FS-2A-1F	1	133	30	1 3/16	16	5/8	94	3 11/16	510(537)	20 5/64(21 9/64)	2.5	5.5	0.25	8.8	3/8

*9.5mm (3/8") Air Hose.

Sand Rammers

Fuji Sand Rammers are powerful but light with a stroke range from 50mm to 127mm. Fuji Sand Rammers are excellent for ramming sand for casting in any ferrous or non-ferrous foundry. Non-rotary type rammers are available for use with irregular shaped butts.



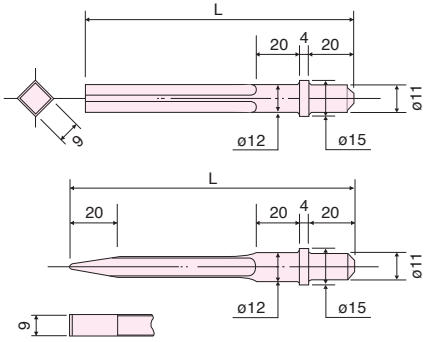
FR-18B-2F~25B-2F

FR-18L-2F~32-2F

Model	Blows	Piston Diameter		Stroke		Butt Diameter		Overall Length		Weight		Air Consumption (At Load)		Air Inlet Thread Size	Air Hose Size	
		Hz	mm	in	mm	in	mm	in	mm	in	kg	lb	m ³ /min	ft ³ /min	BSP or NPT	mm
FR-18B-2F	30	18.0	45/64	50	1 31/32	41	1 5/8	280(383)	11 1/32(15 5/64)	1.5	3.3	0.40	14.1	1/4	9.5	3/8
FR-22B-2F	17	22.0	55/64	64	2 33/64	51	2 1/32	350(451)	13 25/32(17 3/4)	3.0	6.6	0.50	17.7	3/8	9.5	3/8
FR-25B-2F	13	25.4	1	83	3 17/64	67	2 41/64	506(597)	19 59/64(23 1/2)	5.5	12.1	0.70	24.7	3/8	12.7	1/2
FR-18L-2F	30	18.0	45/64	50	1 31/32	41	1 5/8	558(523)	21 31/32(20 19/32)	2.0	4.4	0.40	14.1	1/4	9.5	3/8
FR-22L-2F	17	22.0	55/64	64	2 33/64	51	2 1/32	633(600)	24 59/64(23 5/8)	3.3	7.2	0.50	17.7	1/4	9.5	3/8
FR-25L-2F	13	25.4	1	83	3 17/64	67	2 41/64	1,043(1,005)	41 1/16(39 9/16)	6.0	13.2	0.70	24.7	1/2	12.7	1/2
FR-32-2F	12	32.0	1 17/64	127	5	75	2 61/64	1,086(1,090)	42 3/4(42 29/32)	10.0	22.0	0.80	28.2	1/2	12.7	1/2

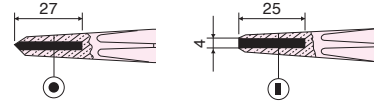
Accessories

CHISELS FOR FCH-20



Type	AC No.	Size
		L mm
Blank	G-1-1	125
	G-1-2	155
	G-1-3	200
	G-1-4	250
	G-1-5	300
Flat	G-2-1	130
	G-2-2	155
	G-2-3	200
	G-2-4	250
	G-2-5	300

TIPPED CHISELS FOR FCH-20



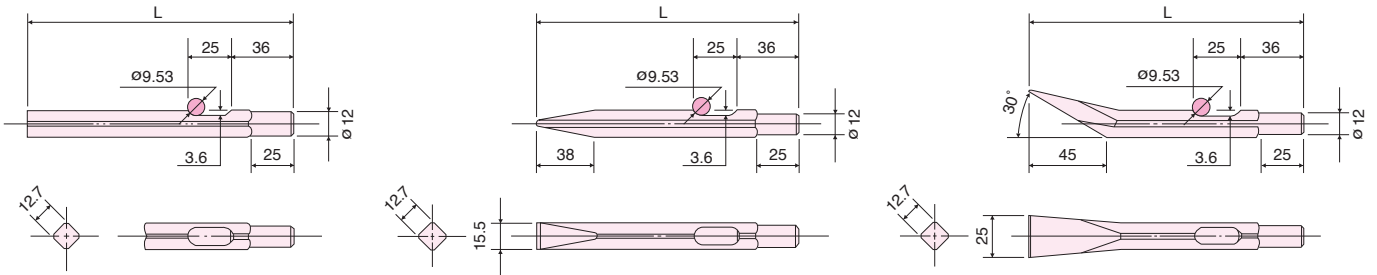
Type	AC No.	Overall Length	Remark
		mm	
Point	S-1	120	Standard
	S-3	160	Small Point
Flat	S-2	120	Standard
	S-4-1	160	Small Flat

BUSHING CHISELS FOR FCH-20



AC No.	Tip Size		
	Point	I x w x L	
TWH-0006	4	2.5 x 2.5 x 5	

CHISELS FOR FCH-20F, 25 AND 25B



Type	AC No.	Size
		L mm
Blank	F-1-1	140
	F-1-2	155
	F-1-3	200
	F-1-4	250
	F-1-5	300

Type	AC No.	Size
		L mm
Flat	F-2-2	155
	F-2-3	200
	F-2-4	250
	F-2-5	300
	F-2-7	400

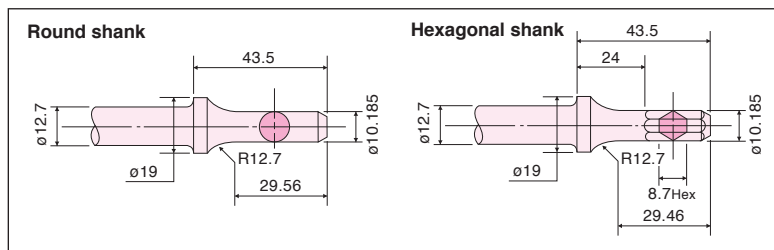
Type	AC No.	Size
		L mm
Flux	F-3-2	155
	F-3-3	200
	F-3-4	250
	F-3-5	300
	F-3-7	400

BUSHING CHISELS FOR FCH-20F, 25 AND 25B

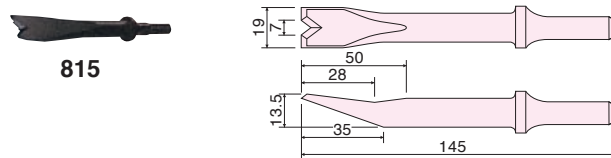
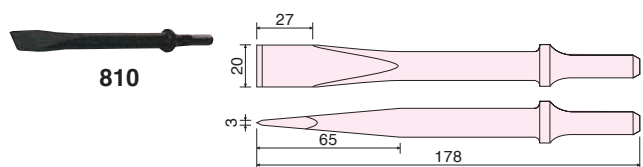

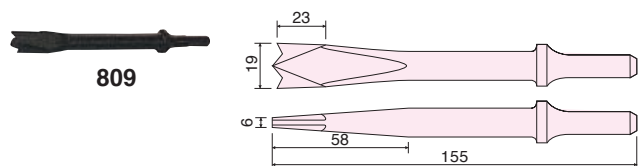
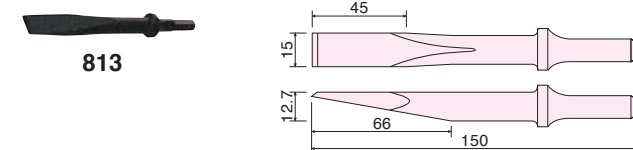
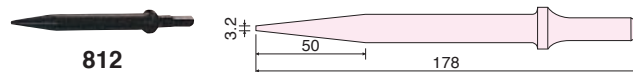
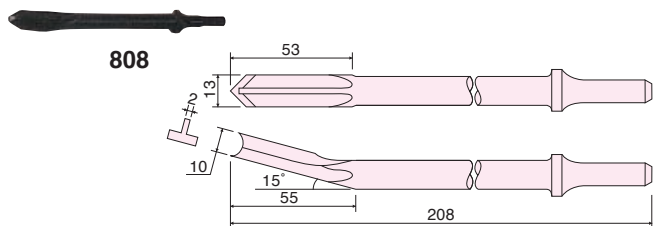


AC No.	Tip Size		
	Point	I x w x L	
TWH-0007	4	6 x 6 x 12	
TWH-0003	9	5 x 5 x 15	
TWH-0002	16	4 x 4 x 16	
TWH-0004	25	4.5 x 4.5 x 22.5	

CHISELS FOR FRH SERIES



Index No.	Round	Hexagonal	
	808	WA-808	
809	WA-809	WA-809H	Double Edge Panel Cutter
810	WA-810	WA-810H	Flat Chisel
812	WA-812	WA-812H	Taper Punch
813	WA-813	WA-813H	Rivet Cutter
814	WA-814	WA-814H	Blank Chisel
815	WA-815	WA-815H	Spot Weld Breaker



Accessories

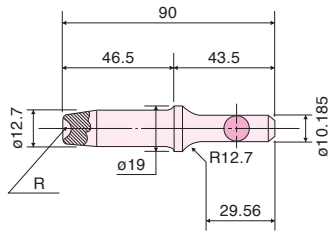
RETAINER FOR FRH SERIES



Holder Spring Holder Spring (B)

Part No.			Part Name
FC-01SA	FRH-3, 6	FRH-6A	
H-043715-00	H-019715-00	H-024715-00	Holder Spring
H-043719-00	H-019719-00	H-024719-01	Holder Spring (B)

RIVET SNAPS FOR FRH SERIES



AC No.	R Size	Rivet Size
	mm	mm
SNAP-3	3.0	3
SNAP-4	3.7	4
SNAP-5	4.8	5
SNAP-6	5.1	6

RUBBER BUTTS FOR FR-SERIES



AC No.	Size			Model
	D	d	H	
	mm	mm	mm	
R-1	51	11.8	60	FR-18B, 18L
R-1-1	41	12.7	47	FR-18B, 18L
R-2	51	13.75	60	FR-22B, 22L
R-3	67	17.25	80	FR-25B, 25L
R-4	75	18.75	92	FR-32